



Cloud Native and Sustainability - Current state of Green System Architecture and Software

Cloud Native Linz,
January 24th, 2024



Erik Auer

DevOps Enthusiast, Founder of WhizUs


DevOps. Cloud Native. Kubernetes. Do it WhizUs!



Some words about me ...



how it all began



DevOps
Enthusiast

WhizUs Founder

Community
Contributor

Agenda



CO2 equivalent

Energy Market

Climate Change Monitoring & Regulations

Green Software & Principles

CO2 Measurement

DEMO: Cloud Native Ways of Green Software Principles



Carbon dioxide equivalent

Carbon dioxide equivalent



Measurement of Greenhouse Gases



environmental impact of 1 tone greenhouse gases in comparison to the impact of 1 tone CO₂



Abbreviation: CO₂e, CO₂eq

Reference: <https://climatepolicyinfohub.eu/glossary/co2eq>



Energy Market

Market



Futures

- long term
- fixed prices
- ensures energy delivery continuity

Spot Market

- Short term (days/hours)
- for unexpected energy needs

OTC - Trading

- trading volumes and pricing are reached individually

Power Plants

Energy Supplier

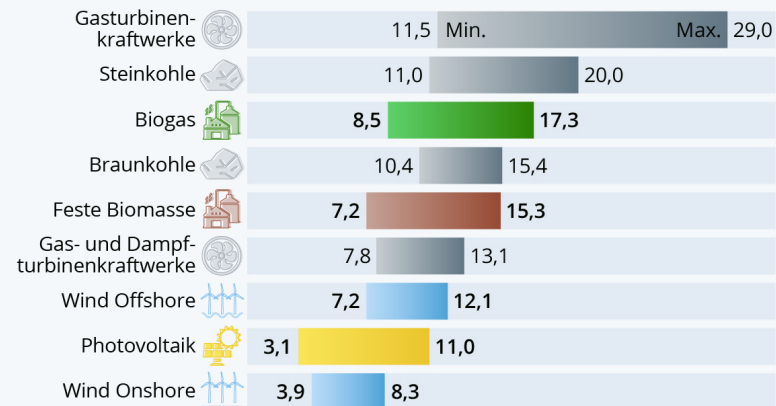
Consumer

Cost of electricity generation



Erneuerbare Energie oft günstiger als konventionelle

Stromgestehungskosten für erneuerbare Energien und konventionelle Kraftwerke in Deutschland 2021 (in Cent/kWh)*



* Kosten der Energieumwandlung in elektrischen Strom
Quelle: Fraunhofer-Institut für Solare Energiesysteme ISE



statista

Carbon intensity



measures how much carbon (CO₂e) is emitted per kilowatt-hour (KWh) of electricity consumed

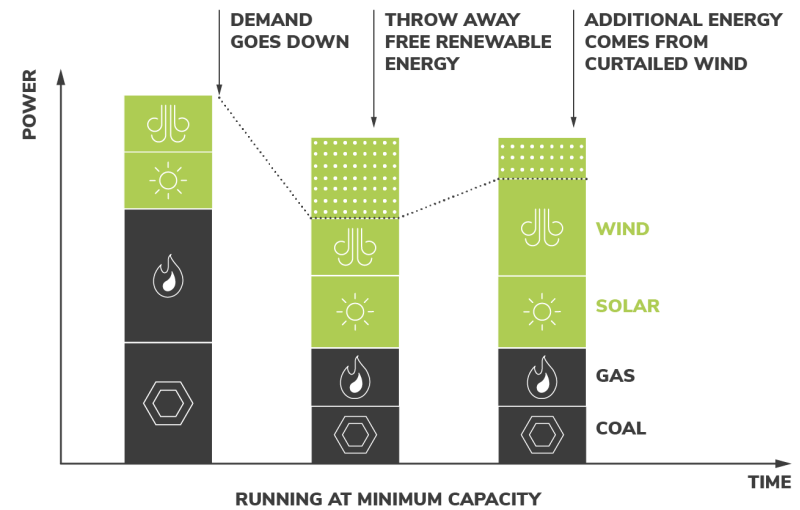
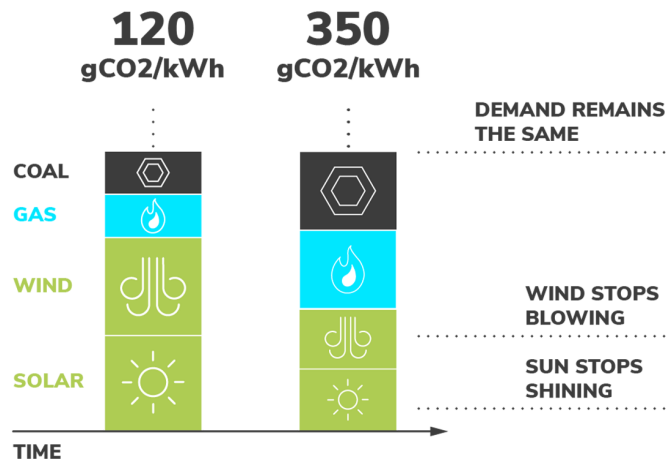


Standard Unit: gCO₂eq/kWh



mix of lower- and the higher-carbon sources

Carbon intensity



Carbon intensity



Demand goes down: Prefer buy less energy from fossil fuel plants



Demand goes up: Prefer buy renewable energy

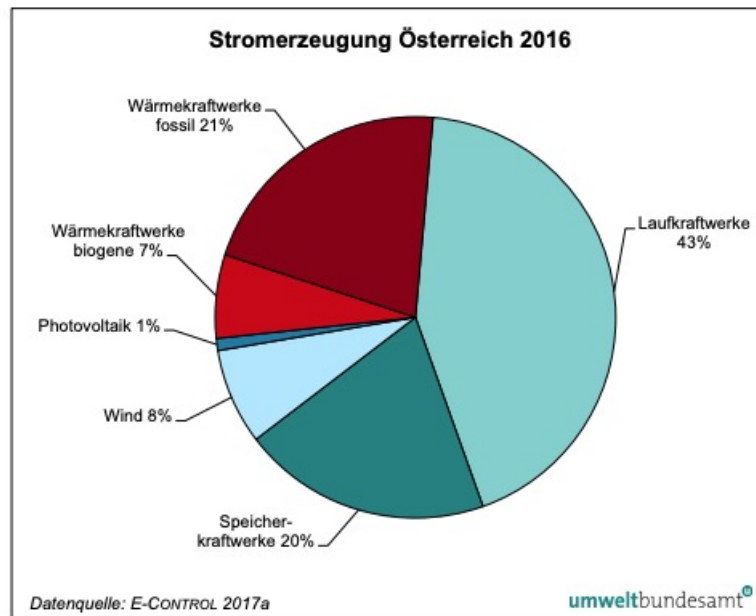


But: fossil fuel plants are more flexible

Carbon intensity



Example – Austria 2016



⇒ 21% fossil energy

⇒ 79% renewable energy



Climate Change Monitoring & Regulations

Climate Change Monitoring



Paris Climate Agreement

Goal: keep the rise in global mean temperature to 2 degree compared to pre-industrial levels (preferred level of 1,5 degree)

United Nations Framework Convention on Climate (UNFCCC)

Preventing "dangerous" human interference with the climate system.

IPCC (Intergovernmental Panel on Climate Change)

Provide governments at all levels with scientific information that they can use to develop climate policies

EU Regulation



● Rat der EU Pressemitteilung 21. Juni 2022 23:15

Neue Vorschriften für die Nachhaltigkeitsberichterstattung von Unternehmen: vorläufige politische Einigung zwischen Rat und Europäischem Parlament

Ab wann gelten die Vorschriften?

Die Anwendung der Vorschriften erfolgt in drei Stufen:

- am 1. Januar 2024 für Unternehmen, die bereits der Richtlinie über die Angabe nichtfinanzieller Informationen unterliegen;
- am 1. Januar 2025 für große Unternehmen, die derzeit nicht der Richtlinie über die Angabe nichtfinanzieller Informationen unterliegen;
- am 1. Januar 2026 für börsennotierte KMU sowie für kleine und nicht komplexe Kreditinstitute und firmeneigene Versicherungsunternehmen.

Es werden **detailliertere Berichtspflichten** eingeführt und es wird sichergestellt, dass große Unternehmen verpflichtet sind, Informationen **zu Nachhaltigkeitsfragen** wie Umweltrechten, sozialen Rechten, Menschenrechten und Governance-Faktoren zu veröffentlichen.



Green Software

Green Software



discipline at the intersection of climate science, software design, electricity markets, hardware, and data center design



carbon-efficient software, meaning it emits the least carbon possible



Principles: Energy Efficiency, Carbon Awareness, Hardware Efficiency

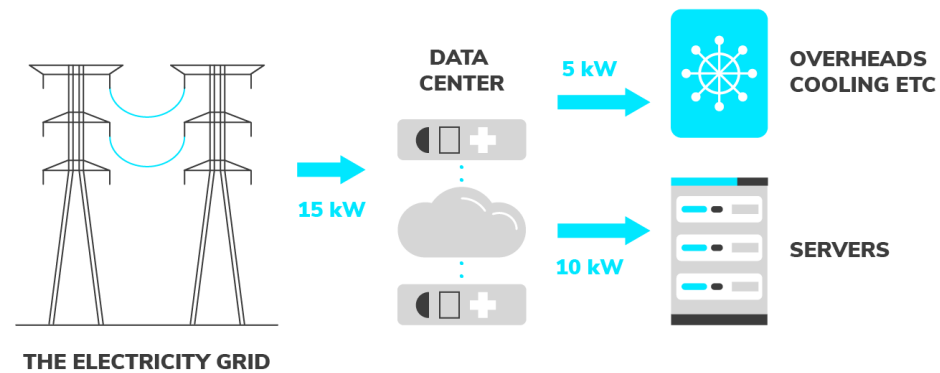


Principles

Energy Efficiency



Power usage effectiveness – computing energy vs. overhead supporting energy

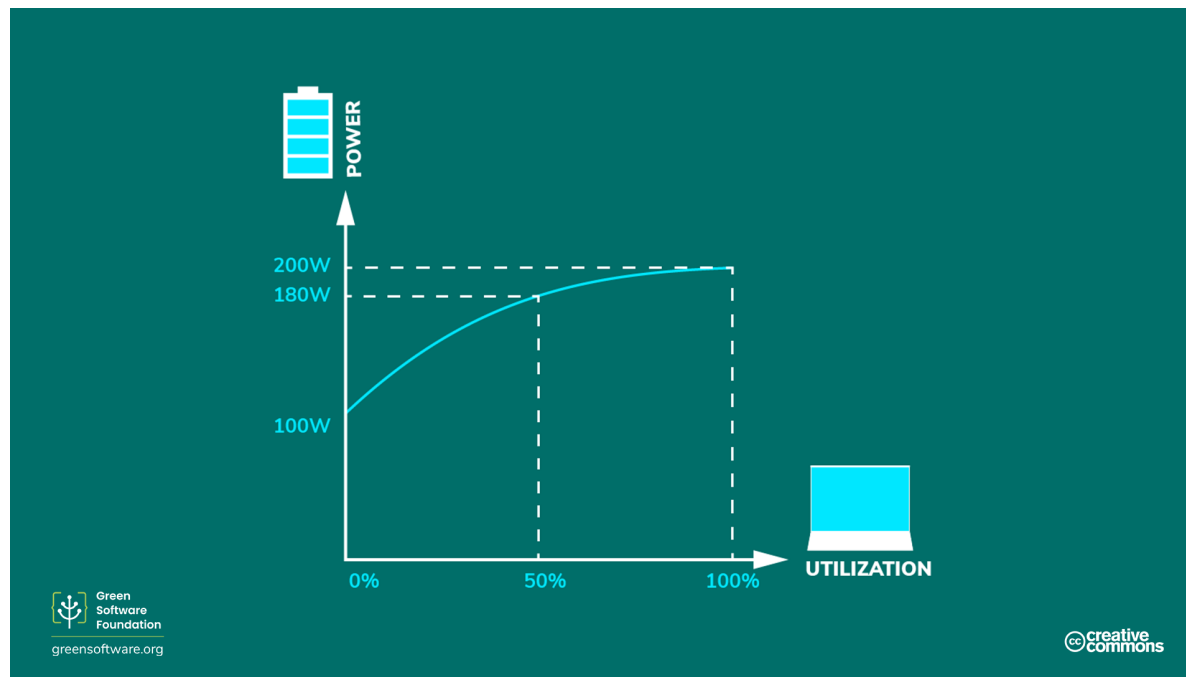


$$15 \text{ kW} / 10 \text{ kW} = \text{PUE } 1.5$$

Energy Efficiency



Energy Proportionality – relationship between power and utilization



Reference: <https://learn.greensoftware.foundation/energy-efficiency>

Carbon Awareness



Shift to Renewables caused by economic reasons



Accelerate by making renewable plants more profitable



Use more electricity when carbon intensity is lower

Carbon Awareness



DEMAND SHIFTING

Spatial Shifting

Moving computation to physical locations with lower carbon intensity.

Temporal Shifting

Shift to another time, when carbon intensity is lower.

DEMAND SHAPING

Low Carbon Intensity

increase the demand; do more in your applications.

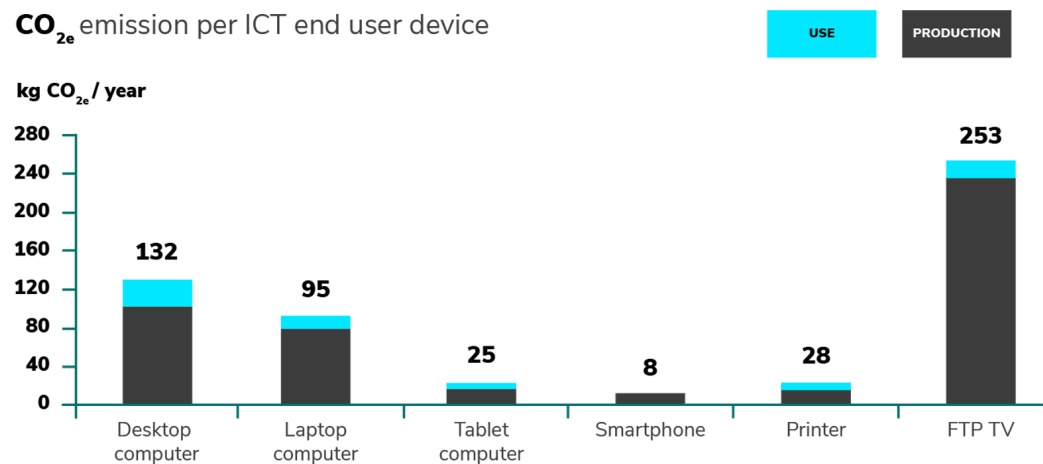
High carbon Intensity

decrease demand; do less in your applications.

Hardware Efficiency



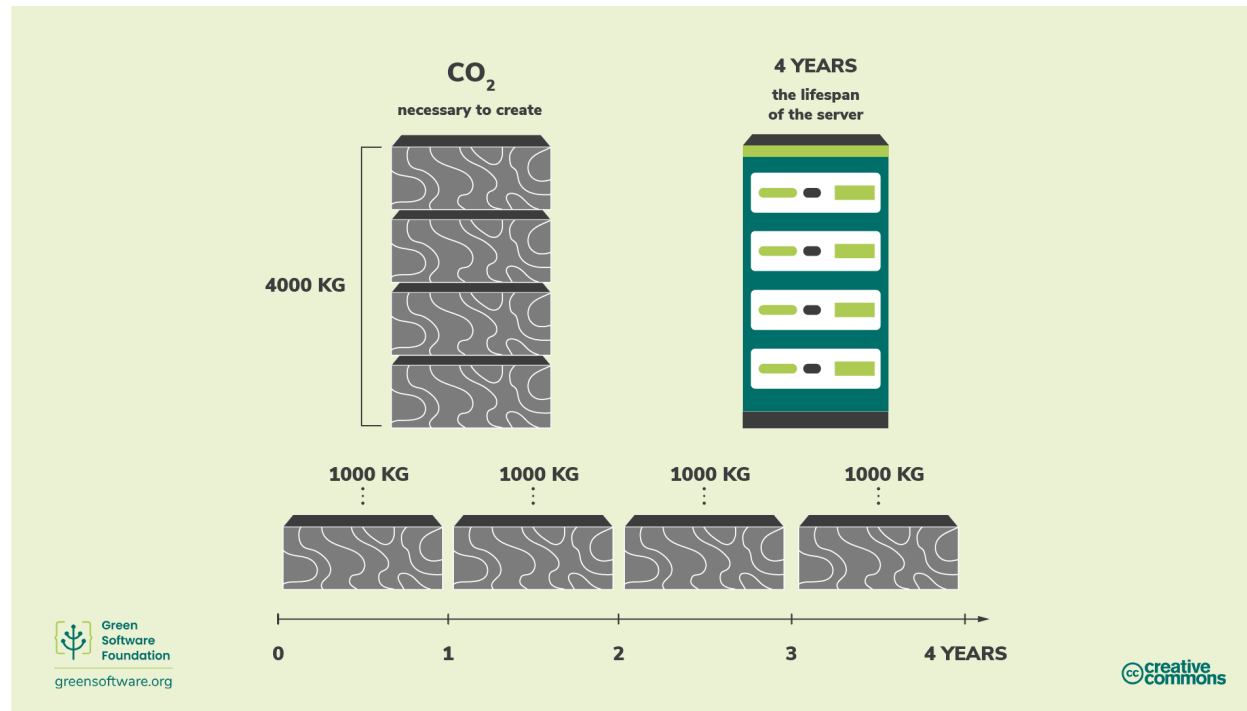
Embodied Carbon – carbon that is used during manufacturing and disposing hardware



Hardware Efficiency



Amortization – Extending the lifespan of hardware – Example: 4 years

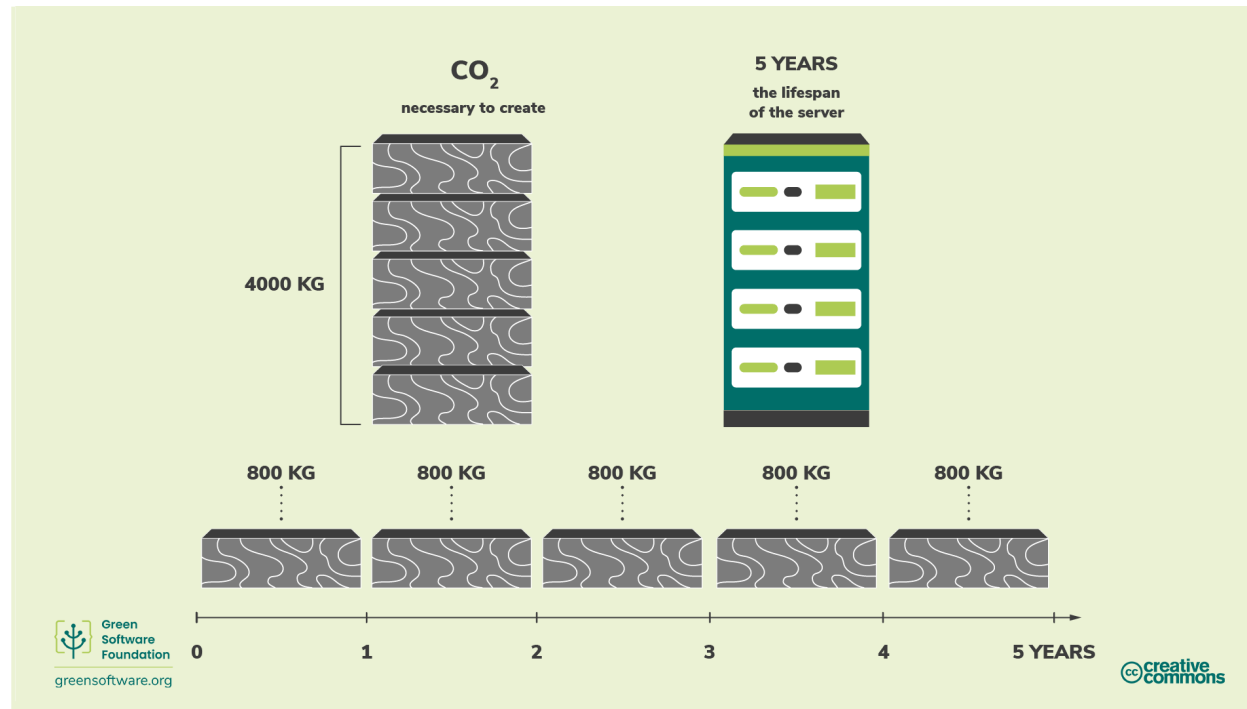


Reference: <https://learn.greensoftware.foundation/hardware-efficiency>

Hardware Efficiency



Amortization – Extending the lifespan of hardware – Example: 5 years



Reference: <https://learn.greensoftware.foundation/hardware-efficiency>

Hardware Efficiency



Device Utilization





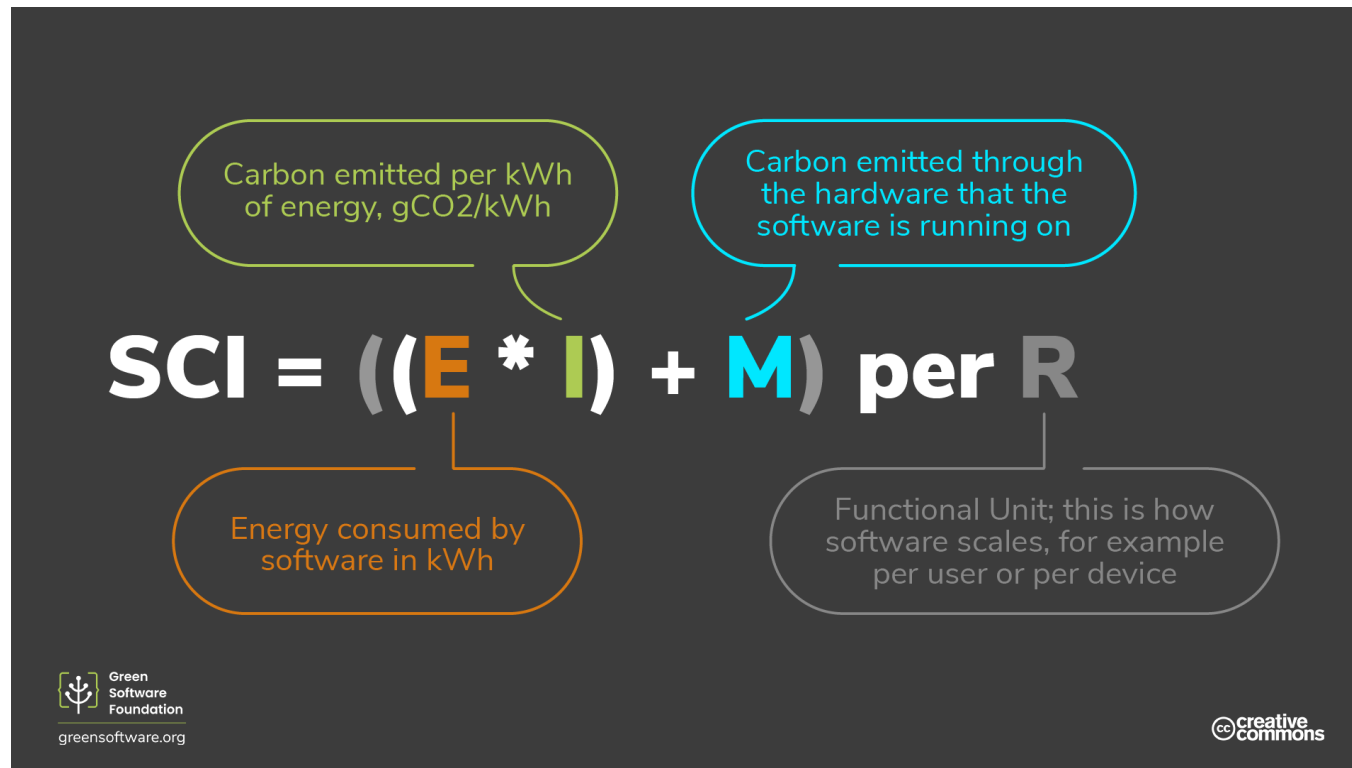
Measurement

Greenhouse Gas Protocol (GHG)



- **Scope 1:** Direct emissions from **operations** owned or controlled by the reporting organization, such as on-site fuel combustion or fleet vehicles.
- **Scope 2:** Indirect emissions related to **emission generation of purchased energy**, such as heat and electricity.
- **Scope 3:** Other indirect emissions from all the other activities you are engaged in. Including all **emissions from an organization's supply chain**; business travel for employees, and the electricity customers may consume when using your product.

Software Carbon Intensity (SCI)



Reference: <https://learn.greensoftware.foundation/measurement>



DEMO

Using Kepler



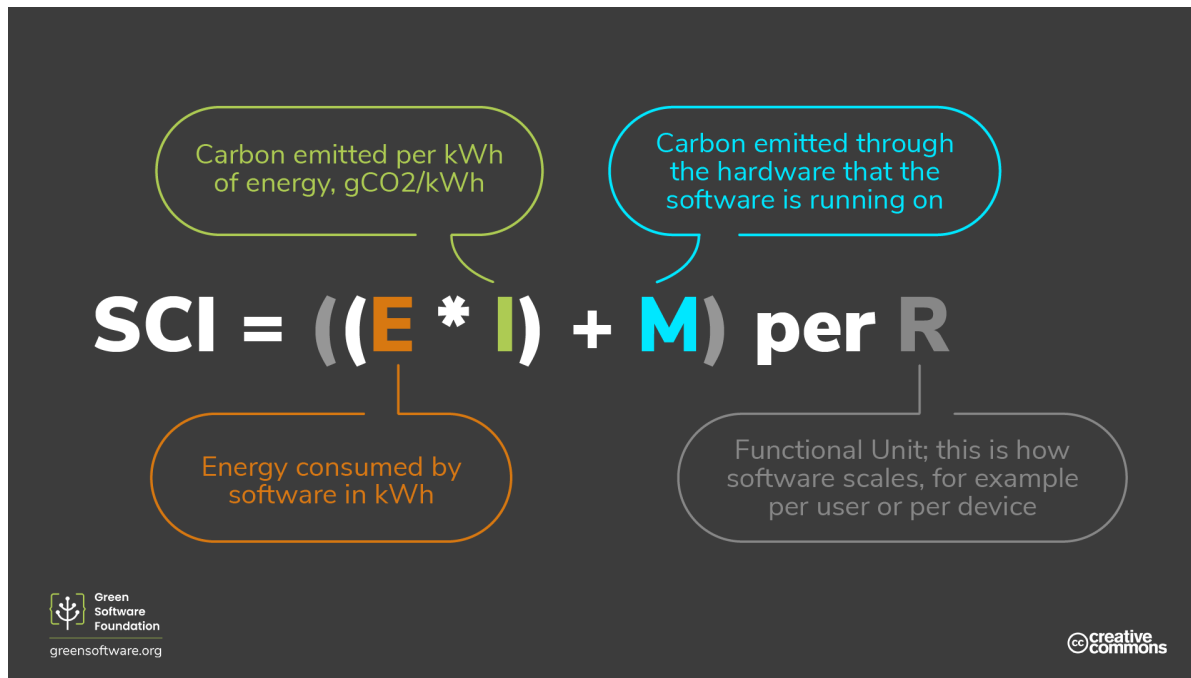
- Still in Alpha
- No support for ARM64

```
(*|kind-kind:kepler-operator)→ tmp git:(v1alpha1) docker pull quay.io/sustainable_computing_io/kepler:release-0.7.2
release-0.7.2: Pulling from sustainable_computing_io/kepler
no matching manifest for linux/arm64/v8 in the manifest list entries
```

- Still unstable setup scripts

```
env:
- name: RELATED_IMAGE_KEPLER
  value: <KEPLER_IMG>
image: quay.io/sustainable_computing_io/kepler-operator:0.10.0
imagePullPolicy: IfNotPresent
livenessProbe:
  httpGet:
```

SCI Calculation Example



Calculation of M:

need data for carbon emitted through the hardware;

data from supplier, e.g. environmental report for product

SCI Calculation Example



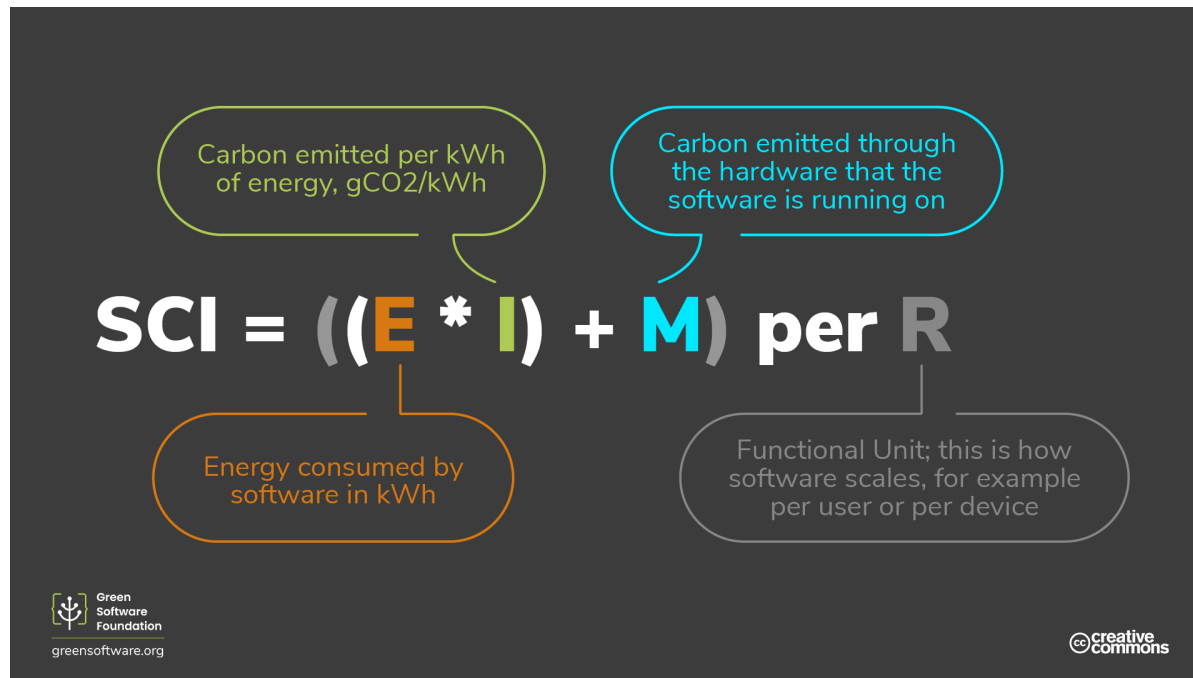
Excerpt from environmental report

Carbon footprint			
Mac mini (M1, 2020)		Mac mini (2018)	
Apple M1 chip with 256GB SSD storage	172 kg CO ₂ e	3.6GHz quad-core Intel Core i3 with 256GB SSD storage	263 kg CO ₂ e
Apple M1 chip with 512GB SSD storage	197 kg CO ₂ e	3.0GHz 6-core Intel Core i5 with 512GB SSD storage	284 kg CO ₂ e

Assumption – 5 year hardware life span

$$M = 197 \text{ kg CO}_2\text{e} / 5 = 39,4 \text{ kgCO}_2\text{e}$$

SCI Calculation Example



Calculation of I:

environmental papers/analysis from country/region where server is placed

data from energy supplier („Stromkennzeichnung“)

SCI Calculation Example



Excerpt from “Stromkennzeichnung” of Wien Energie (Versorgermix)

Umweltauswirkungen	
CO2-Emissionen	108,00 g/kWh
radioaktiver Abfall	0,00 mg/kWh

Excerpt from statistics of Umweltbundesamt Austria

Beispiele für CO ₂ -Emissionen von Verbrauchern	Quelle
durchschnittlicher Jahres-Stromverbrauch – 1-Personen-Haushalt (1.927 kWh/a)	ca. 390 kg THG E-Control

$$I = 390 / 1927 = 0,20238... \text{ kgCO}_2\text{e/kWh}$$

SCI Calculation Example



Excerpt from “Stromkennzeichnung” of Wien Energie (Produktmix)

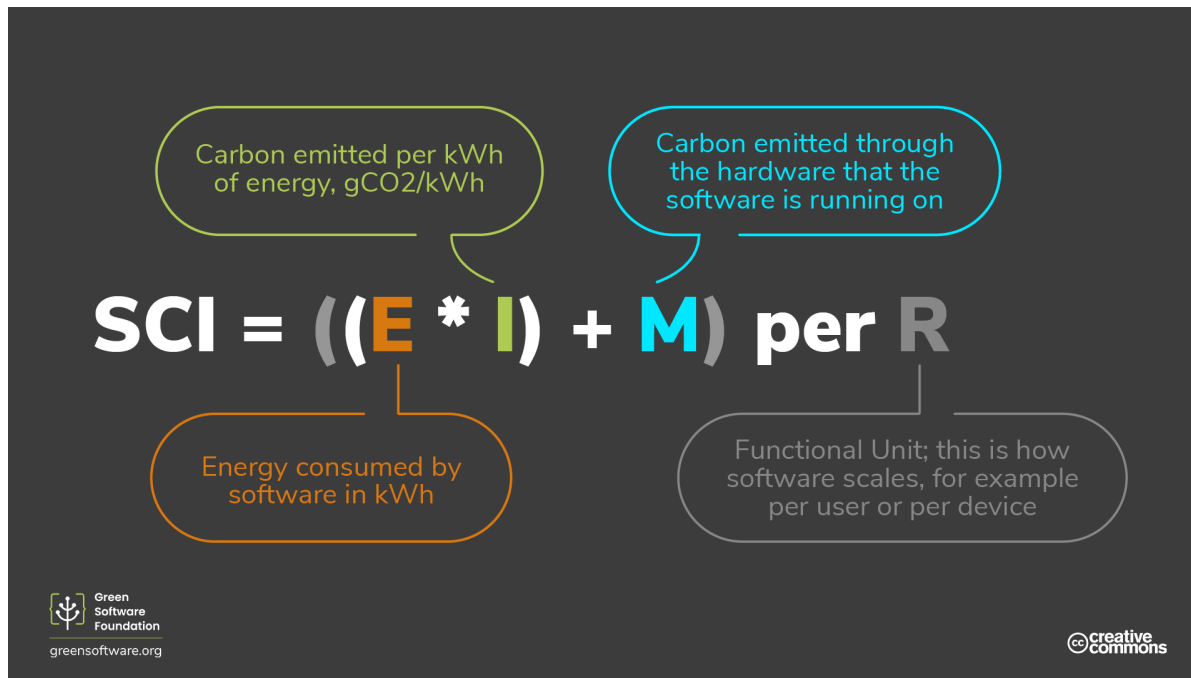
Produktmix 100 % erneuerbare Energie	
Energieträger	Anteil
Wasserkraft	77,59 %
Windenergie	12,33 %
feste oder flüssige Biomasse	5,03 %
Sonnenenergie	1,93 %
erneuerbare Gase	3,12 %
Summe	100,00 %

Umweltauswirkungen	
CO2-Emissionen	0,00 g/kWh
radioaktiver Abfall	0,00 mg/kWh



Not suitable for calculation
of CO2 emissions

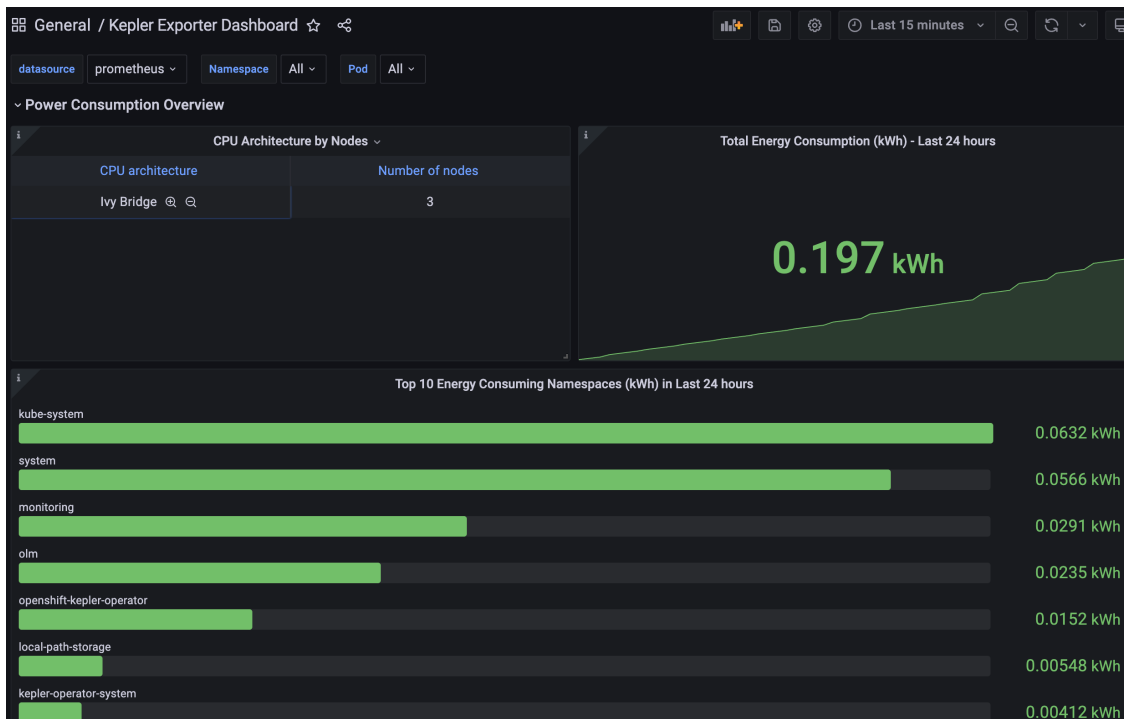
SCI Calculation Example



Measurement of E:

Possible with Kepler

SCI Calculation Example



$$E = 0.197 * 365 = 71 \text{ kWh}$$

SCI Calculation Example



$$\begin{aligned} \text{SCI} &= ((E * I) + M) \text{ per R} \\ &= (71 * 0,20238...) + 39,4 \text{ per R} \\ &= 53,76... \text{ kgCO}_2\text{e per R} \end{aligned}$$

SCI Calculation Example



What is R?

R ...
... per Device per year
... per user

Cloud Native Technologies



Cloud Native Technologie	Description
Kepler	Support you to measure your carbon emission
Scaphandre	https://github.com/hubblo-org/scaphandre
KEDA	Autoscaling – to improve energy efficiency/hardware efficiency
CNCF Sustainability Landscape	https://tag-env-sustainability.cncf.io/landscape/

References



Description	URL
Green Software Basics	https://learn.greensoftware.foundation/
Umweltbundesamt Austria	https://www.umweltbundesamt.at/energie
Kepler	https://sustainable-computing.io/

Want more Cloud Native - Join Austrians first KCSP!



Erik Auer

DevOps Enthusiast, Founder of WhizUs

DevOps. Cloud Native. Kubernetes. Do it WhizUs!

